

2024Q3 法人說明會

股票代碼：4953

www.wits.com

投資人關係聯絡人：林佑蓉

(02)7745-8806, YuriLin@wits.com

2024 / 11 / 08



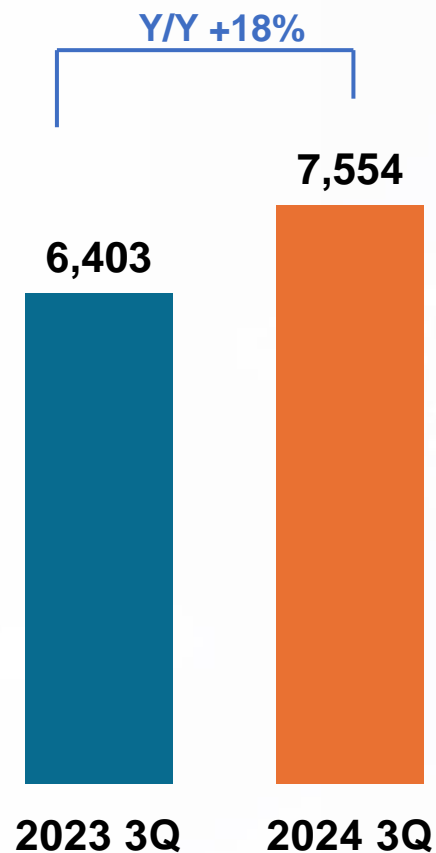
免責聲明

- This presentation is private and confidential and is being made available to the recipient on the express understanding that it will be kept confidential and that the recipient shall not copy, reproduce, distribute or pass to third parties this presentation in whole or in part at any time. This presentation is the property of Wistron Information Technology and Services Corporation (“WITS”) and the recipient agrees that it will, on request, promptly return this presentation and all other information supplied in connection with the ideas and concepts presented herein, without retaining any copies.
- This presentation has been prepared by WITS and is being delivered to the recipient and is for general reference only. The sole purpose of this presentation is to assist the recipient in understanding WITS. This presentation is not intended to form the basis of a decision to purchase securities or any other investment decision and does not constitute an offer, invitation or recommendation for the sale or purchase of securities. Any decision to purchase securities in any offering of WITS should be made solely on the basis of the information contained in a prospectus which may be published or distributed in due course in connection with such offering, if any. Neither the information contained in this presentation nor any further information made available in connection with the subject matter contained herein will form the basis of any contract.
- This presentation does not purport to be comprehensive or to contain all the information about WITS, its business, its current or historical operating results or its future business prospects. The information contained herein is based on publicly available information and sources, which we believe to be reliable, but we do not represent it is accurate or complete. The recipient of this presentation must make its own investigation and assessment of the ideas and concepts presented herein. No representation, warranty or undertaking, express or implied, is or will be made or given and no responsibility or liability is or will be accepted by WITS or by any of its directors, officers, employees, agents or advisers, in relation to the accuracy or completeness of this presentation or any other written or oral information made available in connection with the ideas and concepts presented herein. Any responsibility or liability for any such information is expressly disclaimed.
- In furnishing this presentation, WITS undertakes no obligation to provide the recipient with access to any additional information, or to update, or to correct any inaccuracies which may become apparent in, this presentation or any other information made available in connection with the ideas and concepts presented herein.
- The financial numbers hereby are based on International Financial Reporting Standards (IFRSs).
- The consolidated financial numbers were reviewed/ audited.

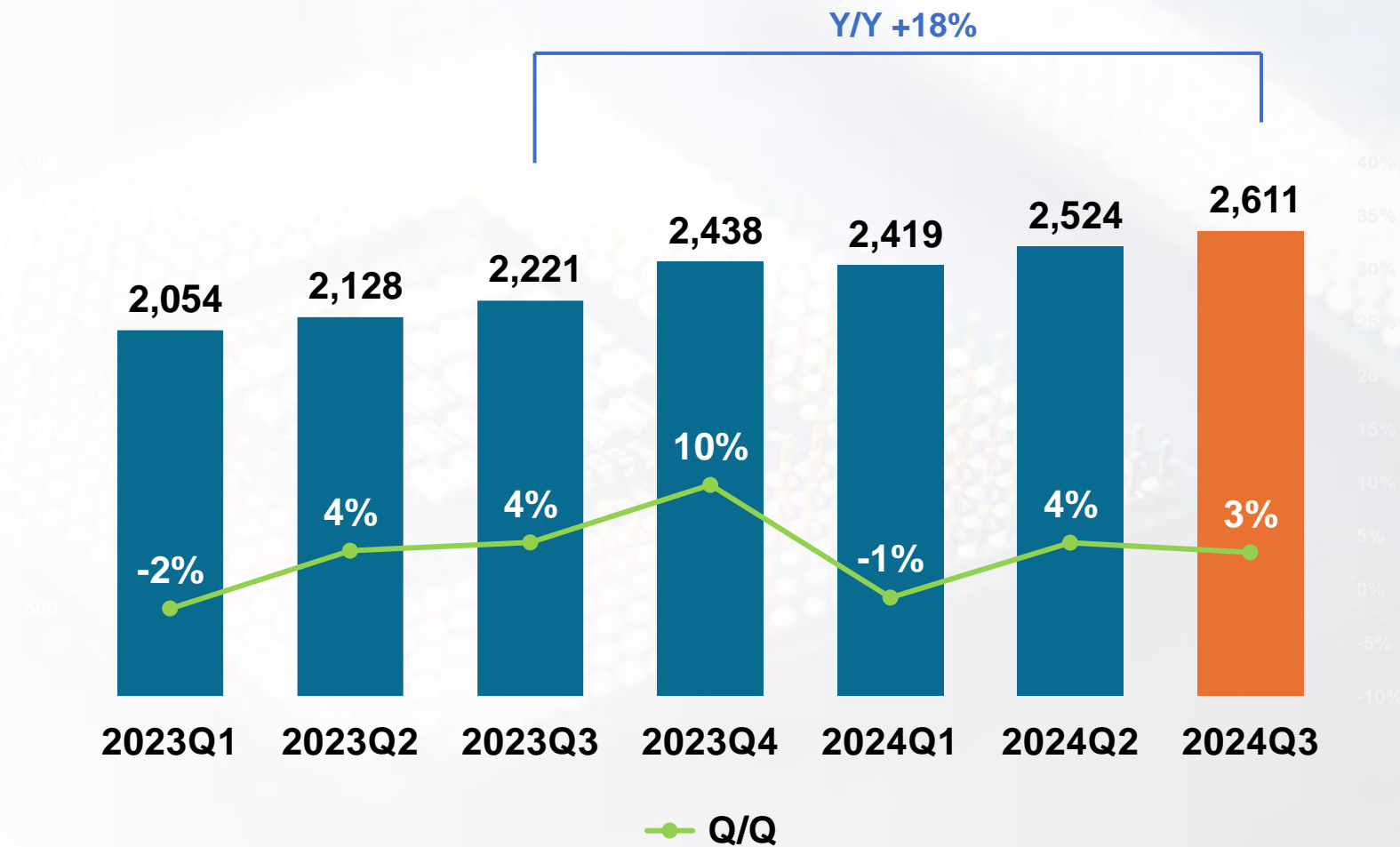
營收

單位：新台幣百萬元

前三季營業收入 & 營收成長率



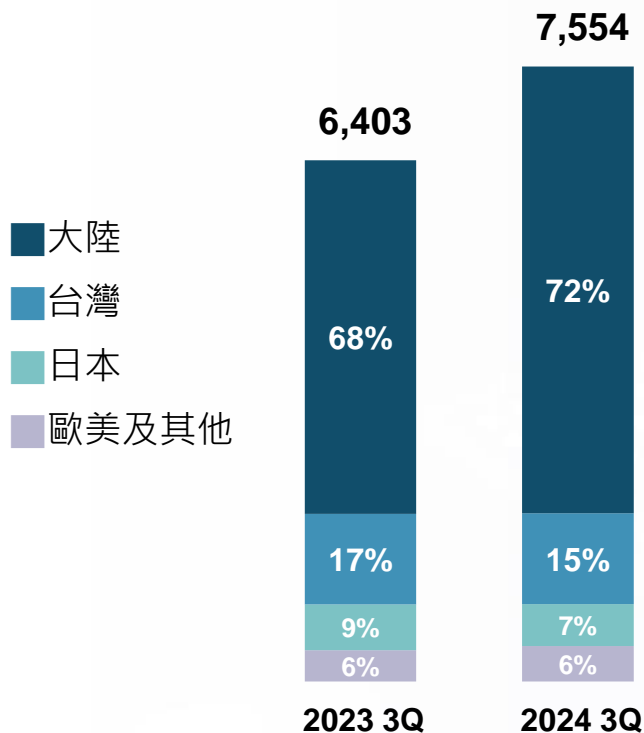
季度營業收入 & 營收成長率



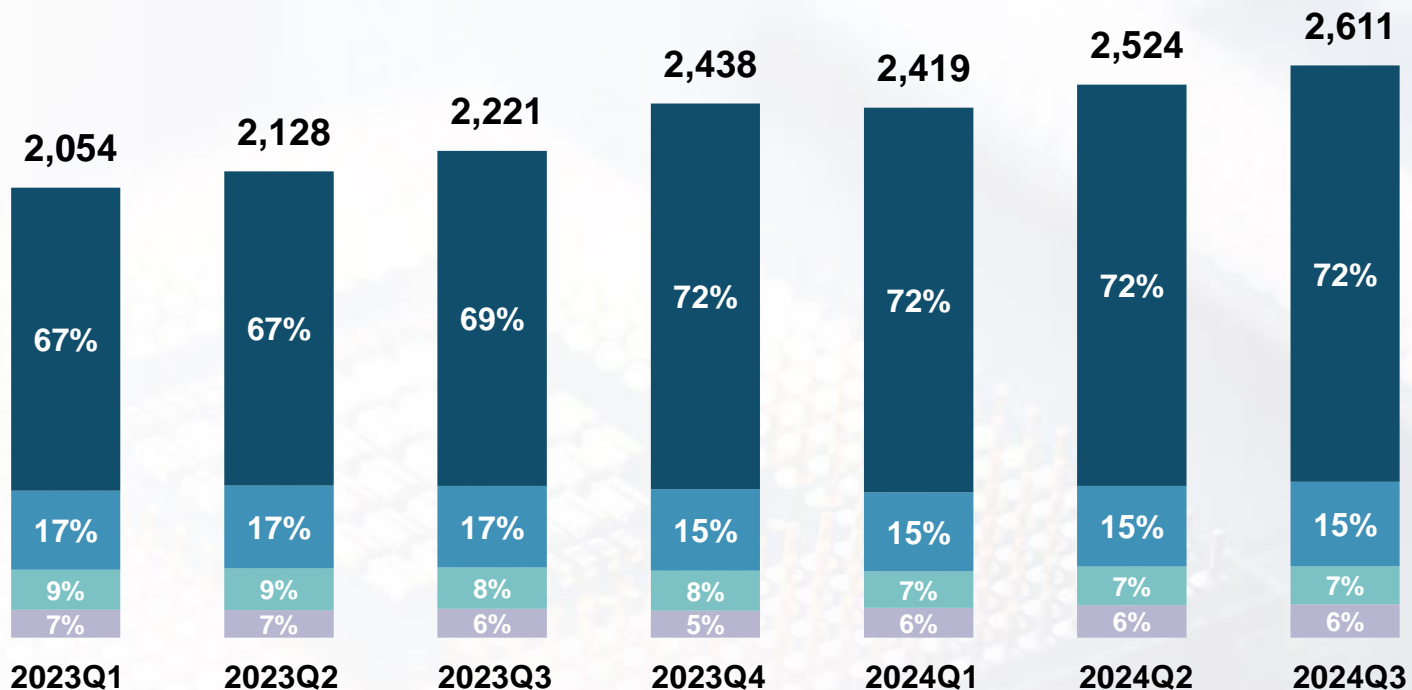
收入分析-地區別

單位：新台幣百萬元

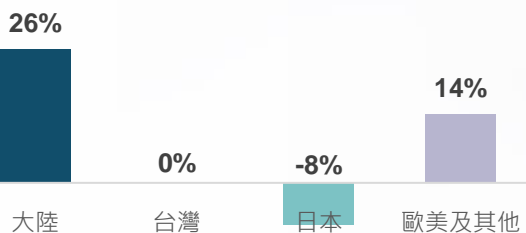
前三季收入佔比



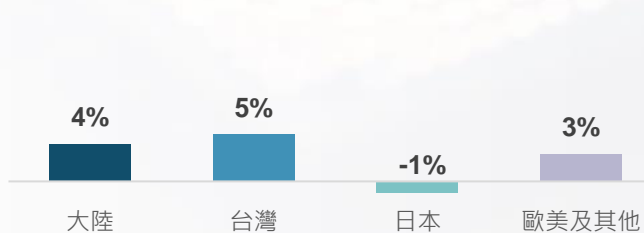
季度收入佔比



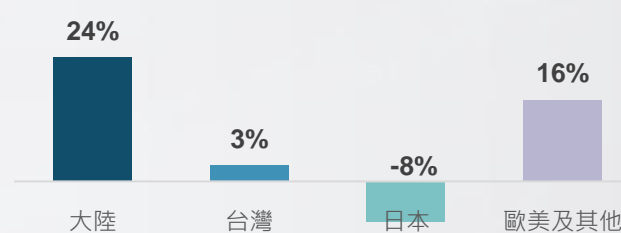
2024 3Q Y/Y



2024Q3 Q/Q



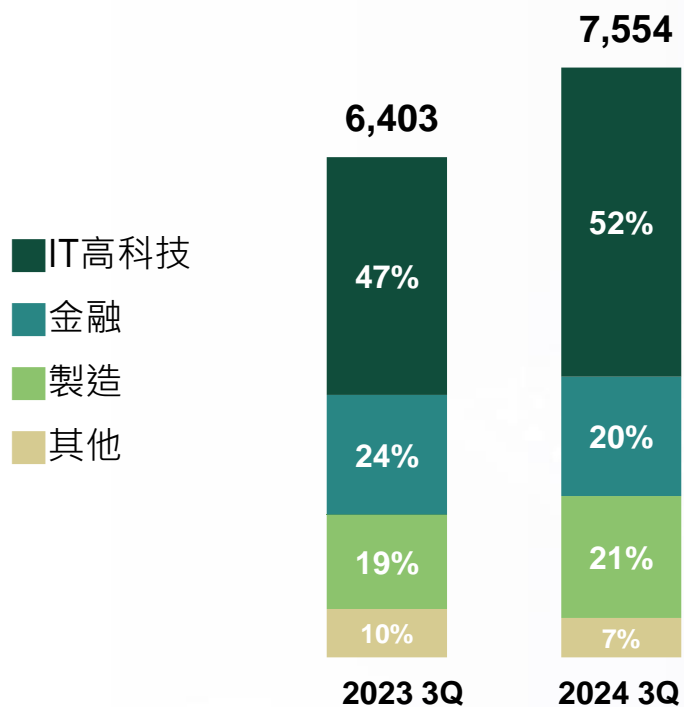
2024Q3 Y/Y



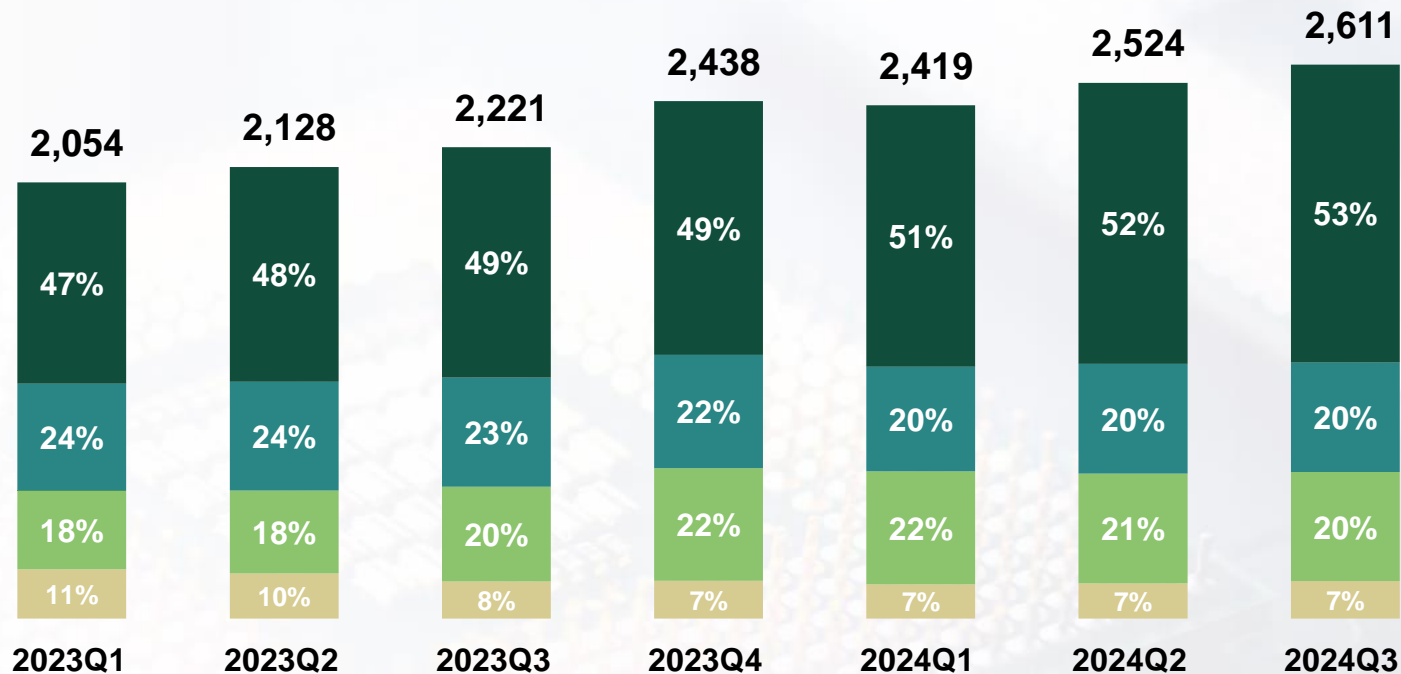
收入分析-產業別

單位：新台幣百萬元

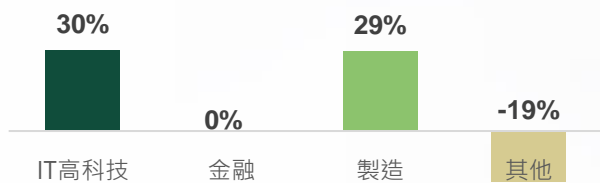
前三季收入佔比



季度收入佔比



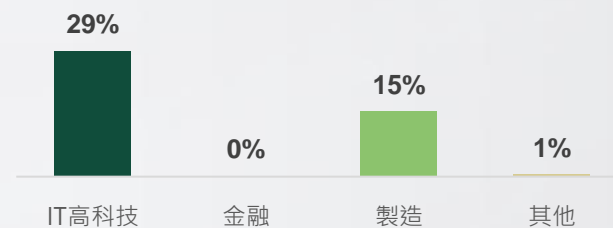
2024 3Q Y/Y



2024Q3 Q/Q



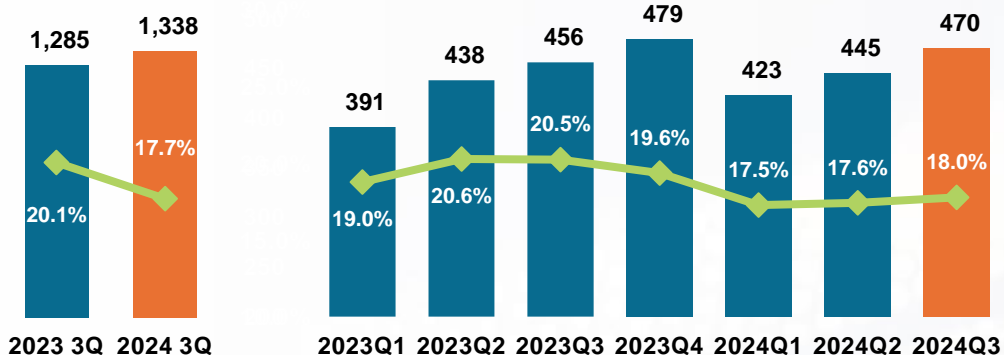
2024Q3 Y/Y



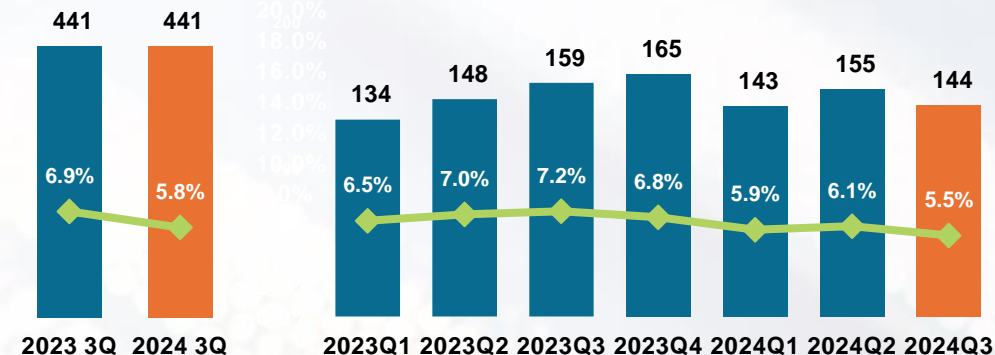
獲利

單位：新台幣百萬元

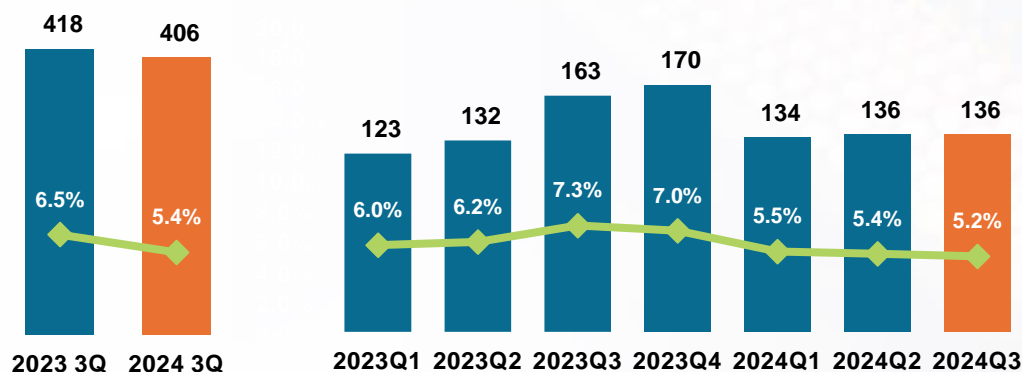
營業毛利&毛利率



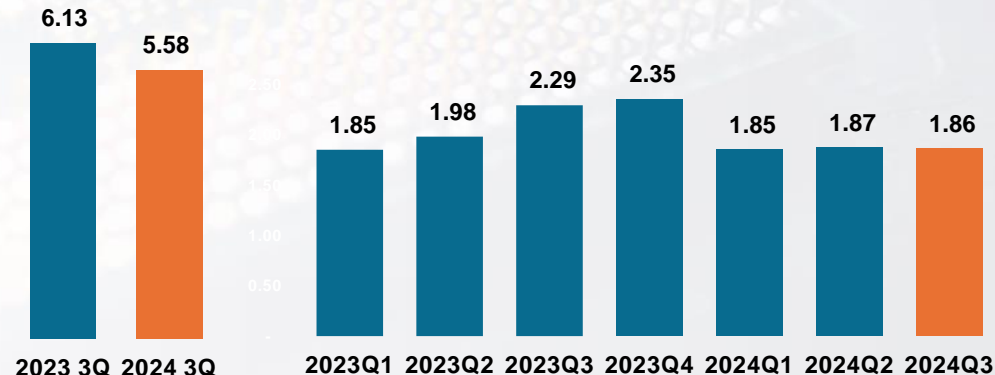
營業利益&營益率



稅後淨利&淨利率



EPS(新台幣元)



Q&A



補充資訊

2024年第三季合併財務報表

合併綜合損益表(第三季)

除每股盈餘外，金額均以新台幣千元為單位

	2024Q3		2024Q2		Q/Q	2023Q3		Y/Y
營業收入	\$ 2,611,782	100%	\$ 2,523,565	100%	3.5%	\$ 2,220,500	100%	17.6%
營業成本	(2,141,695)	(82%)	(2,078,733)	(82%)	3.0%	(1,764,354)	(79%)	21.4%
營業毛利	470,087	18%	444,832	18%	5.7%	456,146	21%	3.1%
營業費用	(325,968)	(12%)	(290,208)	(12%)	12.3%	(297,265)	(14%)	9.7%
營業利益	144,119	6%	154,624	6%	(6.8%)	158,881	7%	(9.3%)
營業外收入及支出	444	0%	3,836	0%	(88.4%)	15,927	1%	(97.2%)
稅前淨利	144,563	6%	158,460	6%	(8.8%)	174,808	8%	(17.3%)
本期淨利	136,024	5%	135,764	5%	0.2%	162,538	7%	(16.3%)
每股盈餘(新台幣元)	\$ 1.86		\$ 1.87			\$ 2.29		

合併綜合損益表(前三季)

除每股盈餘外，金額均以新台幣千元為單位

	2024 3Q		2023 3Q		Y/Y		
營業收入	\$	7,554,019	100%	\$	6,402,555	100%	18.0%
營業成本		(6,215,799)	(82%)		(5,117,309)	(80%)	21.5%
營業毛利		1,338,220	18%		1,285,246	20%	4.1%
營業費用		(896,779)	(12%)		(843,808)	(13%)	6.3%
營業利益		441,441	6%		441,438	7%	0.0%
營業外收入及支出		12,494	0%		29,653	0%	(57.9%)
稅前淨利		453,935	6%		471,091	7%	(3.6%)
本期淨利		405,684	5%		417,864	6%	(2.9%)
每股盈餘(新台幣元)	\$	5.58		\$	6.13		

合併資產負債表

除每股淨值外，金額均以新台幣千元為單位

	2024/9/30		2023/12/31		2023/9/30	
資產負債表項目						
現金及約當現金	1,126,866	21%	1,376,164	26%	988,214	21%
應收票據及帳款淨額(含關係人)	3,158,433	60%	2,893,555	55%	2,891,282	61%
不動產、廠房及設備	758,127	14%	736,498	14%	749,710	16%
其他資產	244,283	5%	231,213	5%	157,904	2%
資產總額	5,287,709	100%	5,237,430	100%	4,787,110	100%
短期借款	-	0%	2,000	0%	66,316	2%
應付帳款及其他應付款(含關係人)	1,197,876	22%	1,389,946	27%	1,064,485	23%
其他負債	312,925	6%	320,749	6%	241,845	4%
負債總額	1,510,801	28%	1,712,695	33%	1,372,646	29%
股東權益總額	3,776,908	72%	3,524,735	67%	3,414,464	71%
重要財務指標						
每股淨值(新台幣元)	\$	51.76	\$	48.72	\$	47.20
平均收現日數(天)		111		111		115

與客戶一起成就美好世界

Together with our clients, we are primed to make the world better.

