

客尊 · 誠信 · 創新 · 卓越



股票代碼：4953

緯創軟體法人說明會

The Partner You Can Trust

2022/8/5

投資人關係聯絡人：林佑蓉

(02)7745-8806 · YuriLin@wistronits.com



免責聲明



- This presentation is private and confidential and is being made available to the recipient on the express understanding that it will be kept confidential and that the recipient shall not copy, reproduce, distribute or pass to third parties this presentation in whole or in part at any time. This presentation is the property of Wistron ITS Corporation (“Wistron ITS”) and the recipient agrees that it will, on request, promptly return this presentation and all other information supplied in connection with the ideas and concepts presented herein, without retaining any copies.
- This presentation has been prepared by Wistron ITS and is being delivered to the recipient and is for general reference only. The sole purpose of this presentation is to assist the recipient in understanding Wistron ITS. This presentation is not intended to form the basis of a decision to purchase securities or any other investment decision and does not constitute an offer, invitation or recommendation for the sale or purchase of securities. Any decision to purchase securities in any offering of Wistron ITS should be made solely on the basis of the information contained in a prospectus which may be published or distributed in due course in connection with such offering, if any. Neither the information contained in this presentation nor any further information made available in connection with the subject matter contained herein will form the basis of any contract.
- This presentation does not purport to be comprehensive or to contain all the information about Wistron ITS, its business, its current or historical operating results or its future business prospects. The information contained herein is based on publicly available information and sources, which we believe to be reliable, but we do not represent it is accurate or complete. The recipient of this presentation must make its own investigation and assessment of the ideas and concepts presented herein. No representation, warranty or undertaking, express or implied, is or will be made or given and no responsibility or liability is or will be accepted by Wistron ITS or by any of its directors, officers, employees, agents or advisers, in relation to the accuracy or completeness of this presentation or any other written or oral information made available in connection with the ideas and concepts presented herein. Any responsibility or liability for any such information is expressly disclaimed.
- In furnishing this presentation, Wistron ITS undertakes no obligation to provide the recipient with access to any additional information, or to update, or to correct any inaccuracies which may become apparent in, this presentation or any other information made available in connection with the ideas and concepts presented herein.
- The financial numbers hereby are based on International Financial Reporting Standards (IFRSs).
- Cumulative consolidated numbers were audited (reviewed) by CPA.

財務成果總覽

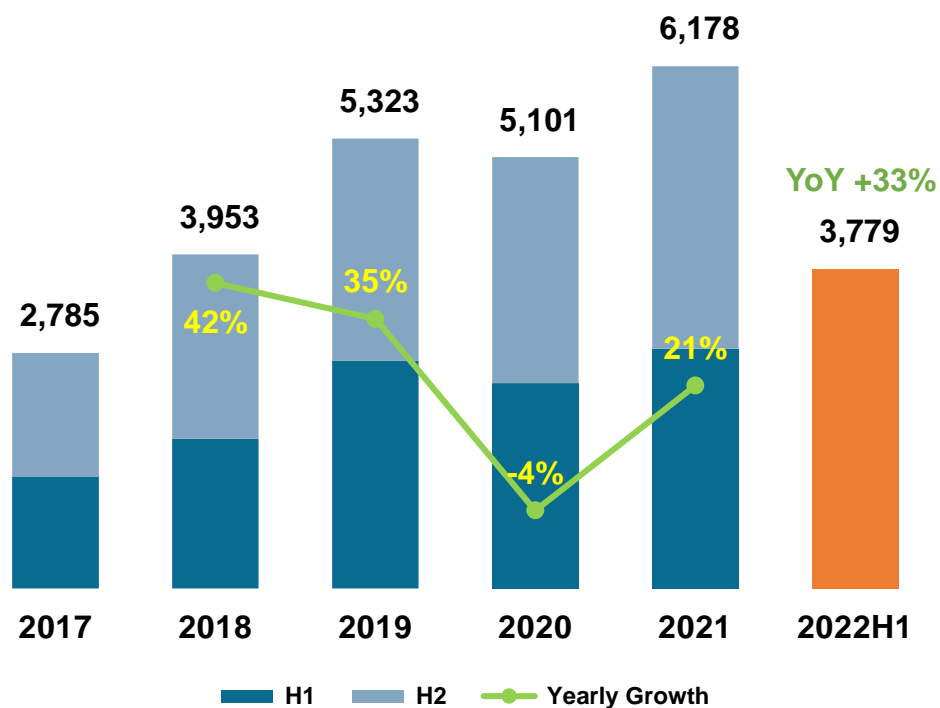


營收表現

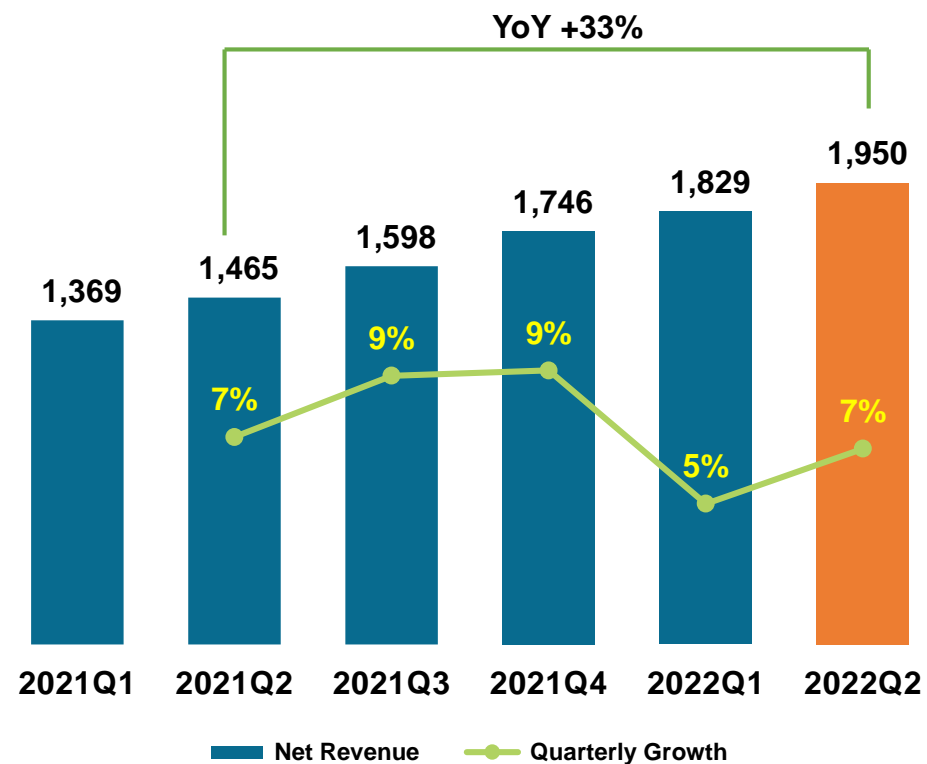


單位：新台幣百萬元

年度營業收入&營收成長率YoY



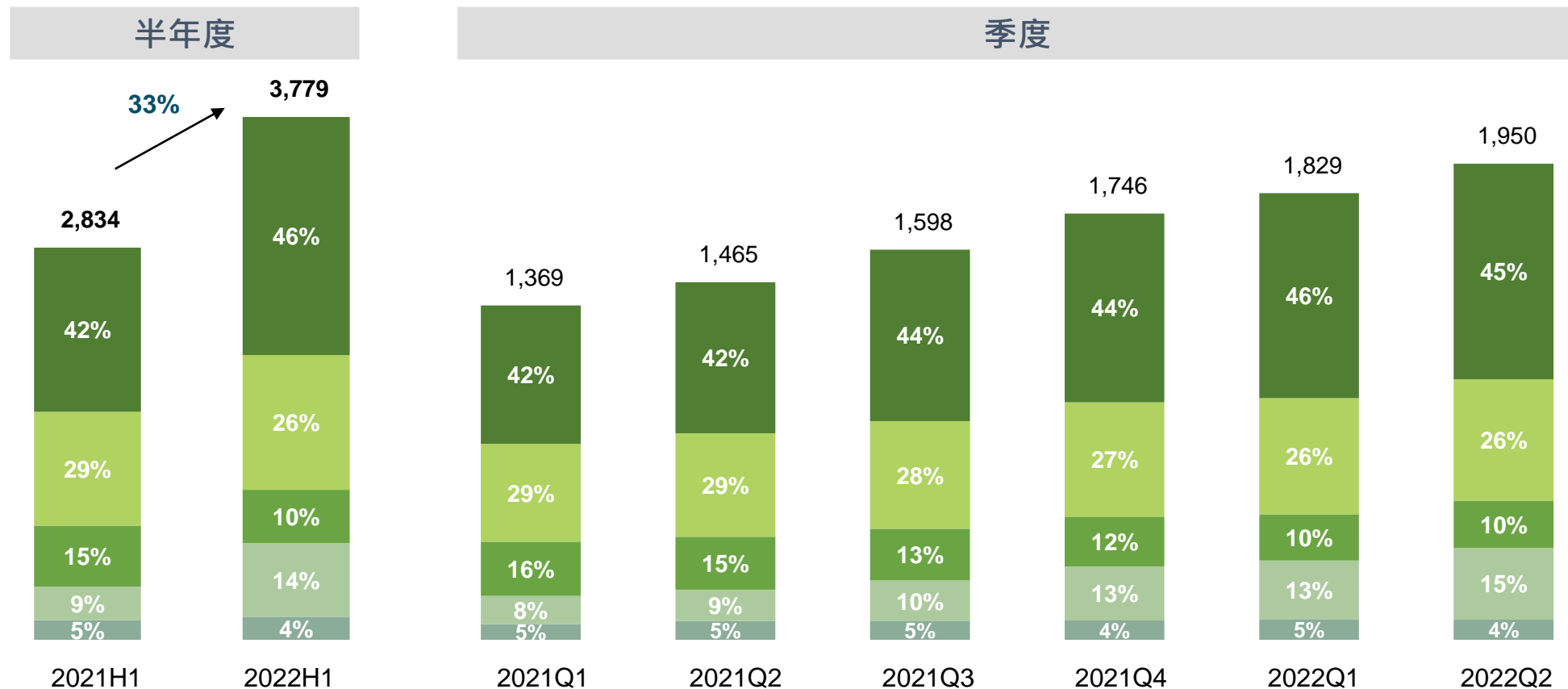
季度營業收入&營收成長率QoQ



收入分析-產業別



單位：新台幣百萬元

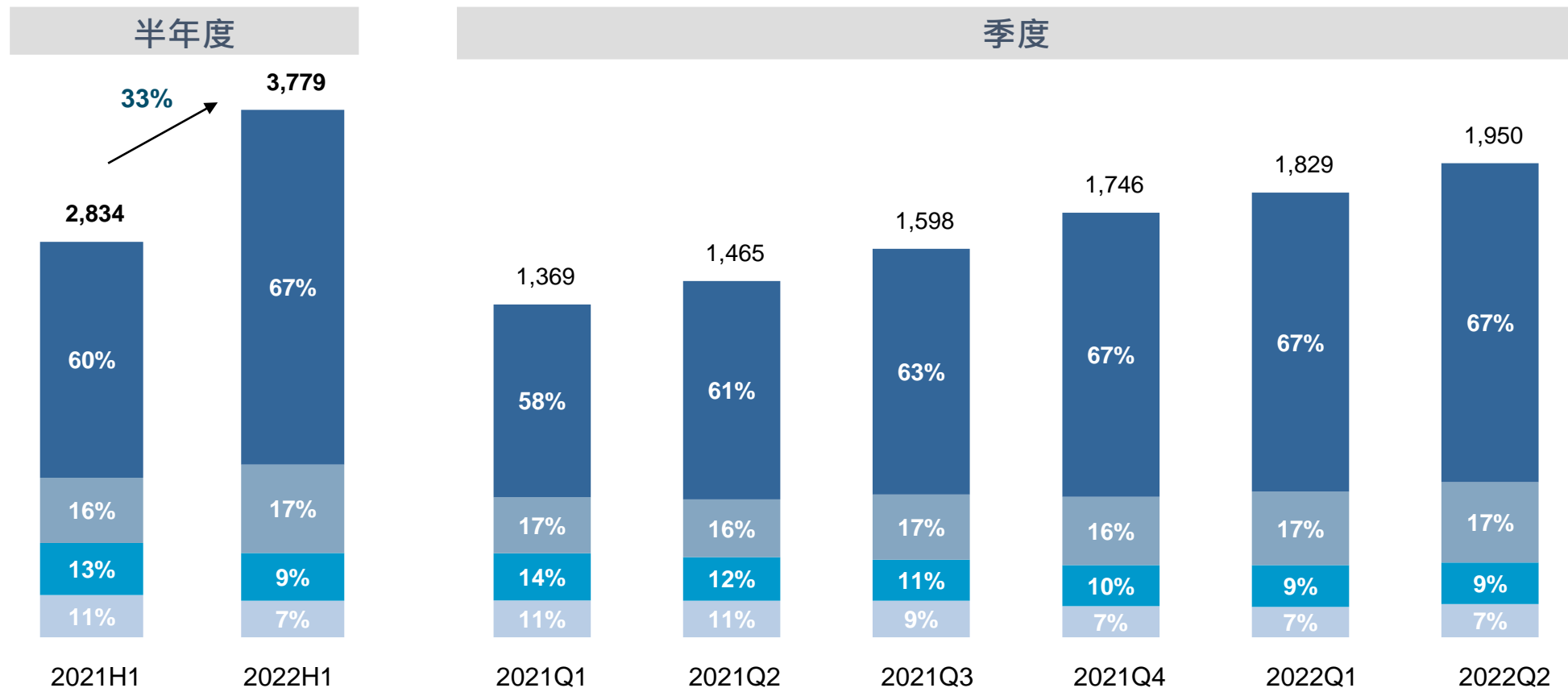


	2022H1 vs 2021H1	QoQ	Q2 YoY
IT高科技	45%	5%	43%
金融	18%	5%	17%
電信	-13%	2%	-11%
製造	120%	23%	130%
其他	18%	-2%	6%

收入分析-地區別



單位：新台幣百萬元



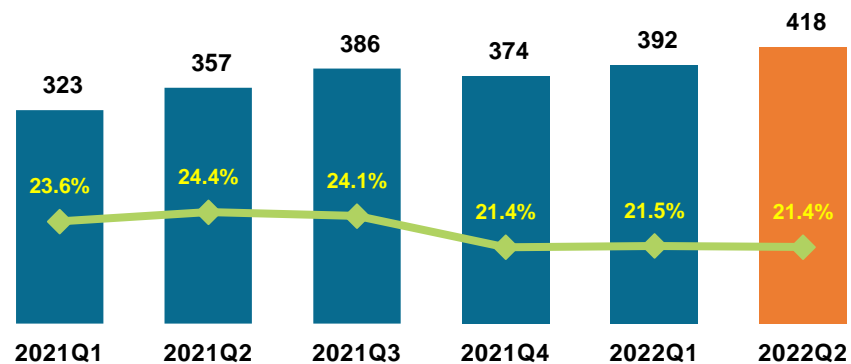
	2022H1 vs 2021H1	QoQ	Q2 YoY
大陸	50%	7%	46%
台灣	35%	9%	39%
日本	-8%	-1%	-4%
歐美及其他	-14%	10%	-9%

獲利表現(季度)

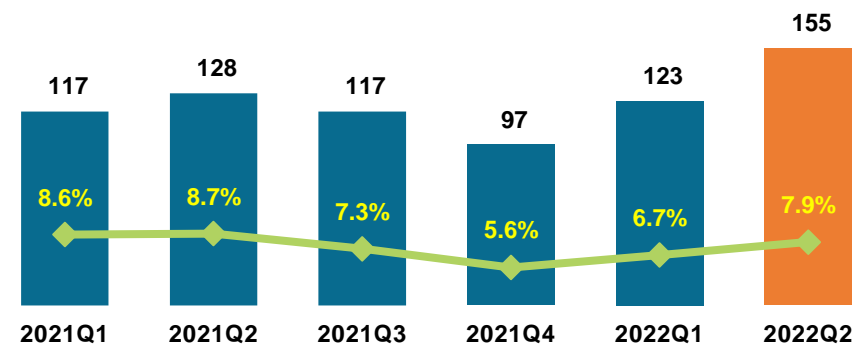


單位：新台幣百萬元

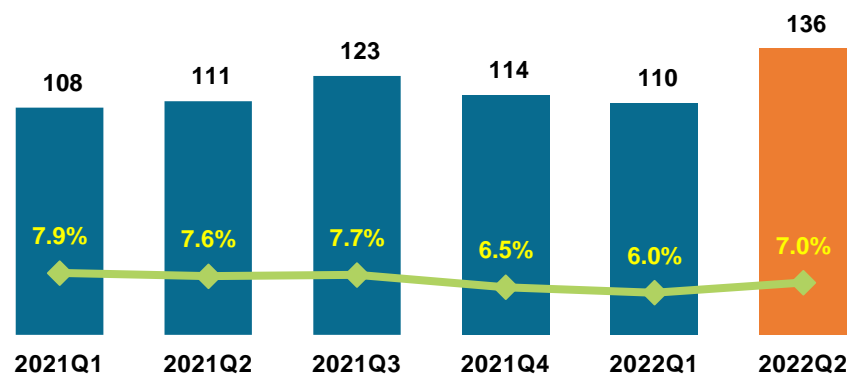
營業毛利&毛利率



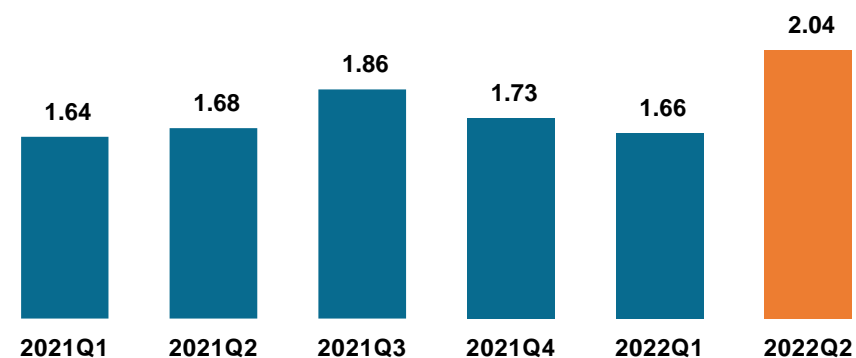
營業利益&營益率



稅後淨利&淨利率



EPS(新台幣元)

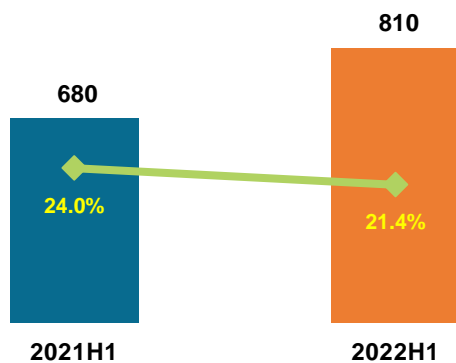


獲利表現(上半年)

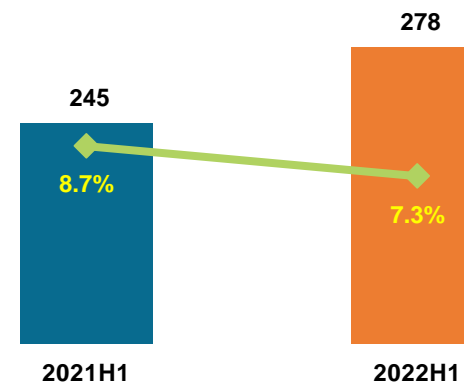


單位：新台幣百萬元

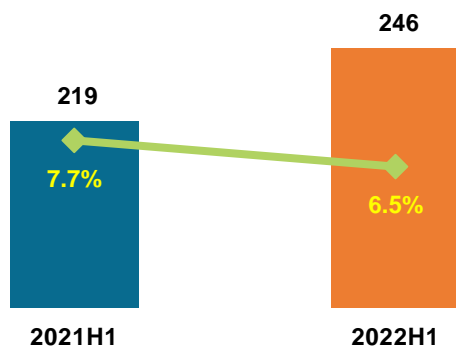
營業毛利&毛利率



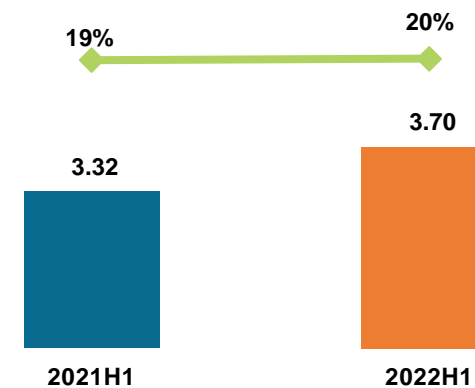
營業利益&營益率



稅後淨利&淨利率



EPS(新台幣元) & ROE



*為近四季之股東權益報酬率(ROE)。

營運展望





高科技及互聯網

跨國科技企業、電子商務平台、
互聯網

IT新興技術服務

(人工智慧、大數據、雲計算、
移動互聯網、物聯網和區塊鏈)



智慧製造

半導體、資通訊、電子業

數位轉型及運營服務、智慧製造



金融

金控、銀行、保險、證券業

數位金融、金融科技、
開放銀行、純網銀、
金融生態圈、電子支付



新能源

智能汽車、新能源產業

智能座艙、智能駕駛、充電樁、智慧
地圖、車聯網、風電



- 2022年下半年展望：
 - 營收獲利健康成長
 - 大中華區為主要成長引擎
- 三年展望：
 - 市場需求續強 業績將持續增長
 - 大中華區仍為主要成長市場



Q&A





與客戶一起成就美好世界

補充資訊

2022上半年度及第二季合併財務報表



合併綜合損益表(季度)



除每股盈餘外，金額均以新台幣千元為單位

	2022Q2		2022Q1		QoQ	2021Q2		YoY
營業收入	\$ 1,950,042	100%	\$ 1,828,508	100%	6.6%	\$ 1,464,847	100%	33.1%
營業成本	(1,532,294)	(79%)	(1,436,056)	(78%)	6.7%	(1,107,574)	(76%)	38.3%
營業毛利	417,748	21%	392,452	22%	6.4%	357,273	24%	16.9%
營業費用	(263,216)	(13%)	(269,367)	(15%)	(2.3%)	(229,285)	(16%)	14.8%
營業利益	154,532	8%	123,085	7%	25.5%	127,988	8%	20.7%
營業外收入及支出	8,091	0%	5,598	0%	44.5%	1,501	0%	(439.0%)
稅前淨利	162,623	8%	128,683	7%	26.4%	129,489	8%	25.6%
本期淨利	136,026	7%	109,782	6%	23.9%	110,881	7%	22.7%
每股盈餘(新台幣元)	\$ 2.04		\$ 1.66			\$ 1.68		

合併綜合損益表(上半年)



除每股盈餘外，金額均以新台幣千元為單位

	2022H1		2021H1		YoY
營業收入	\$ 3,778,550	100%	\$ 2,833,811	100%	33.3%
營業成本	(2,968,350)	(79%)	(2,153,433)	(76%)	37.8%
營業毛利	810,200	21%	680,378	24%	19.1%
營業費用	(532,583)	(14%)	(434,938)	(15%)	22.5%
營業利益	277,617	7%	245,440	9%	13.1%
營業外收入及支出	13,689	0%	10,480	0%	30.6%
稅前淨利	291,306	7%	255,920	9%	13.8%
本期淨利	245,808	6%	218,840	8%	12.3%
每股盈餘(新台幣元)	\$ 3.70		\$ 3.32		

合併資產負債表



除每股淨值外，金額均以新台幣千元為單位

	2022/6/30		2021/12/31		2021/6/30				
資產負債表項目									
現金及約當現金	\$	756,889	18%	\$	877,245	22%	\$	837,100	23%
應收票據及帳款淨額(含關係人)		2,500,269	59%		2,131,059	53%		1,857,069	50%
不動產、廠房及設備		799,635	19%		813,853	20%		812,866	22%
資產總額		4,239,650	100%		4,017,467	100%		3,687,679	100%
負債總額		1,754,916	41%		1,559,745	39%		1,143,992	31%
股東權益總額		2,484,734	59%		2,457,722	61%		2,543,687	69%
重要財務指標									
每股淨值(新台幣元)	\$	37.27		\$	37.26		\$	38.56	
平均收現日數(天)		114			108			109	