

客尊 · 誠信 · 創新 · 卓越



股票代碼：4953

## 緯創軟體法人說明會

The Partner You Can Trust

2023/3/8

投資人關係聯絡人：林佑蓉

(02)7745-8806 · YuriLin@wistronits.com



# 免責聲明



- This presentation is private and confidential and is being made available to the recipient on the express understanding that it will be kept confidential and that the recipient shall not copy, reproduce, distribute or pass to third parties this presentation in whole or in part at any time. This presentation is the property of Wistron ITS Corporation ( “Wistron ITS” ) and the recipient agrees that it will, on request, promptly return this presentation and all other information supplied in connection with the ideas and concepts presented herein, without retaining any copies.
- This presentation has been prepared by Wistron ITS and is being delivered to the recipient and is for general reference only. The sole purpose of this presentation is to assist the recipient in understanding Wistron ITS. This presentation is not intended to form the basis of a decision to purchase securities or any other investment decision and does not constitute an offer, invitation or recommendation for the sale or purchase of securities. Any decision to purchase securities in any offering of Wistron ITS should be made solely on the basis of the information contained in a prospectus which may be published or distributed in due course in connection with such offering, if any. Neither the information contained in this presentation nor any further information made available in connection with the subject matter contained herein will form the basis of any contract.
- This presentation does not purport to be comprehensive or to contain all the information about Wistron ITS, its business, its current or historical operating results or its future business prospects. The information contained herein is based on publicly available information and sources, which we believe to be reliable, but we do not represent it is accurate or complete. The recipient of this presentation must make its own investigation and assessment of the ideas and concepts presented herein. No representation, warranty or undertaking, express or implied, is or will be made or given and no responsibility or liability is or will be accepted by Wistron ITS or by any of its directors, officers, employees, agents or advisers, in relation to the accuracy or completeness of this presentation or any other written or oral information made available in connection with the ideas and concepts presented herein. Any responsibility or liability for any such information is expressly disclaimed.
- In furnishing this presentation, Wistron ITS undertakes no obligation to provide the recipient with access to any additional information, or to update, or to correct any inaccuracies which may become apparent in, this presentation or any other information made available in connection with the ideas and concepts presented herein.
- The financial numbers hereby are based on International Financial Reporting Standards (IFRSs).
- Cumulative consolidated numbers were audited (reviewed) by CPA.

# Agenda

---



- 公司簡介
- 財務成果總覽
- 營運展望
- Q&A

## 公司簡介



# 認識緯創軟體



**IT** 服務  
領導廠商



**30**  
年經驗



**8800**  
員工



**17** 交付及  
服務據點



**3大** 創新  
及開發中心



大陸前10大  
數字服務領軍企業 (IDC)

CMMI  
Level 5

最高級國際認證

台灣第1大



資訊委外服務廠商  
卓越中堅企業

優質客戶群

前 10大 客戶貢獻 40%+ 營收  
50% 客戶合作關係超過 5 年  
30+ 家 全球500大企業

# 以IT技術為核心提供專業服務



## 財務成果總覽



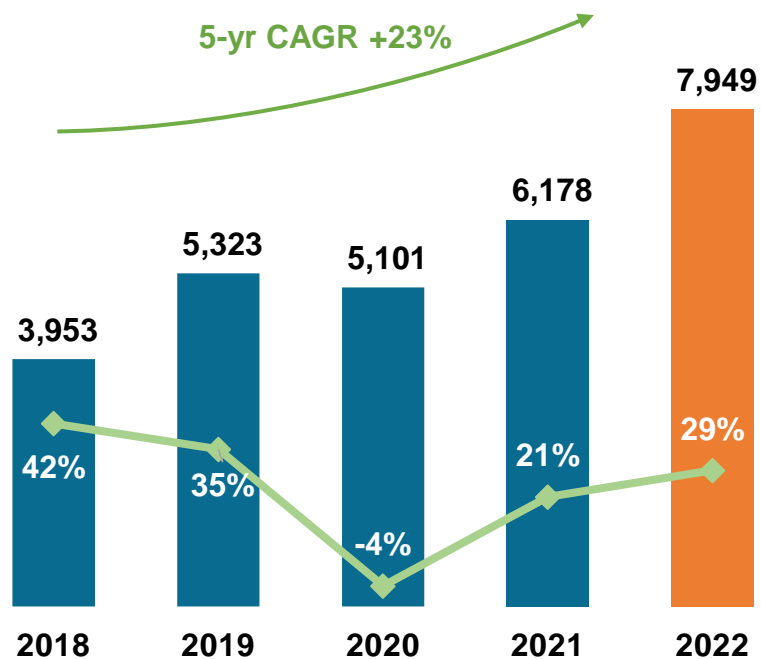


# 營收表現

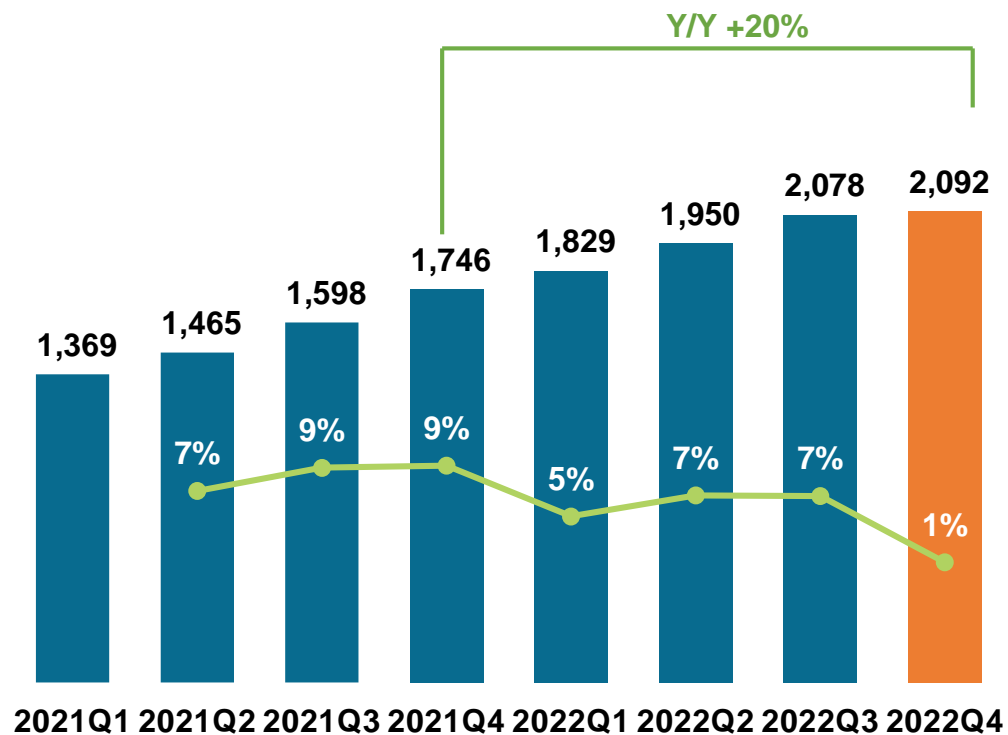


單位：新台幣百萬元

### 年度營業收入&營收成長率Y/Y



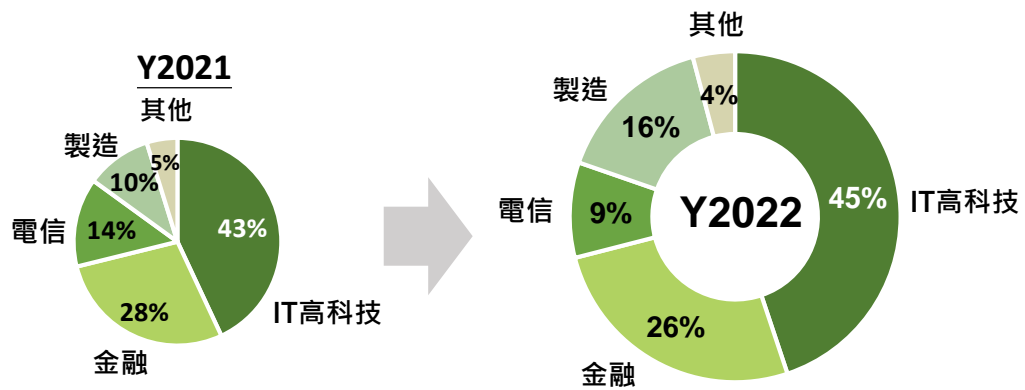
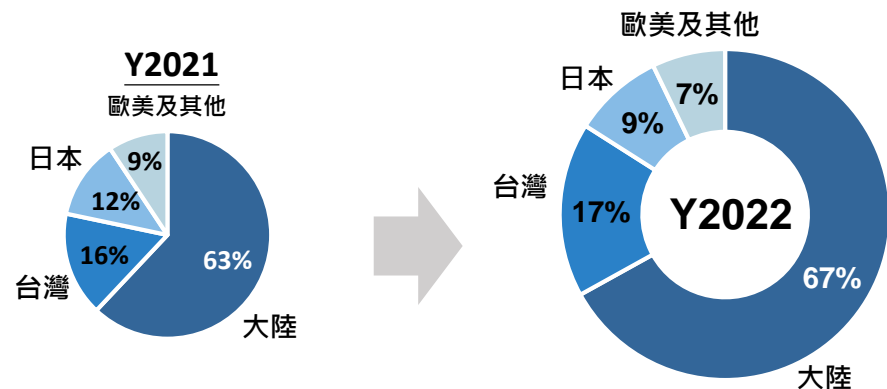
### 季度營業收入&營收成長率Q/Q



# 收入分析(年度)

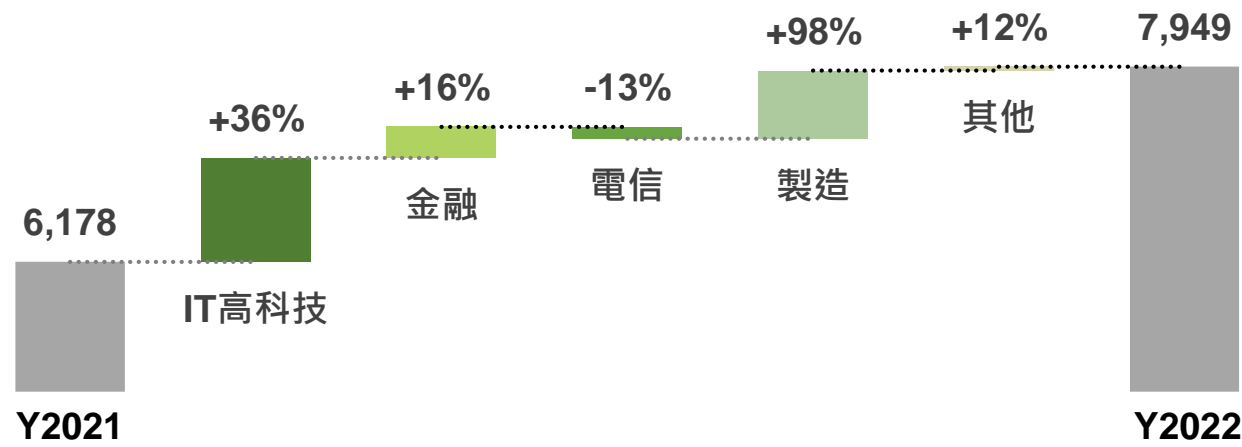
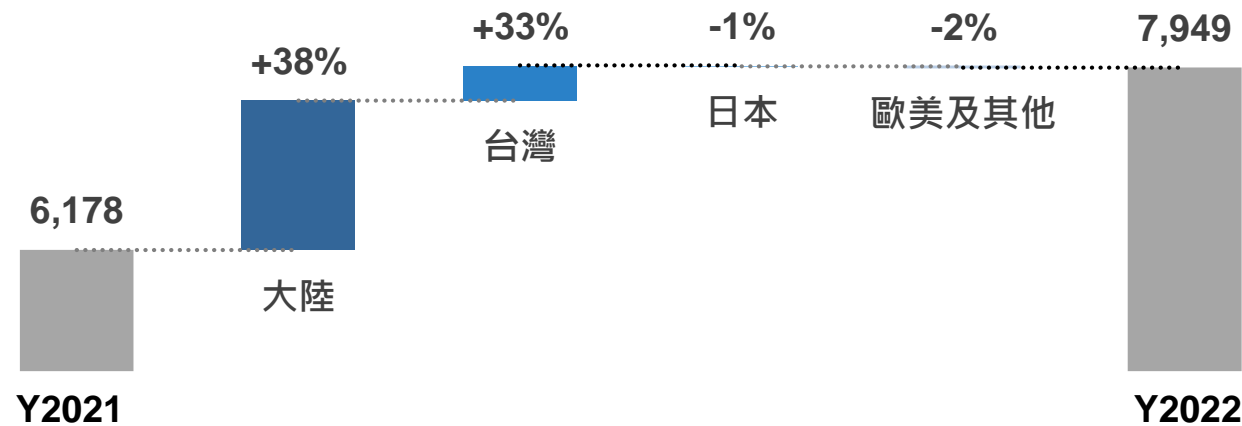


營收佔比



2022年度營收組成變化

單位：新台幣百萬元

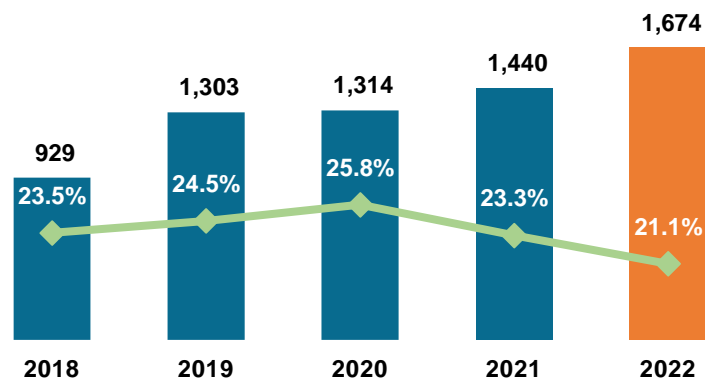


# 獲利表現

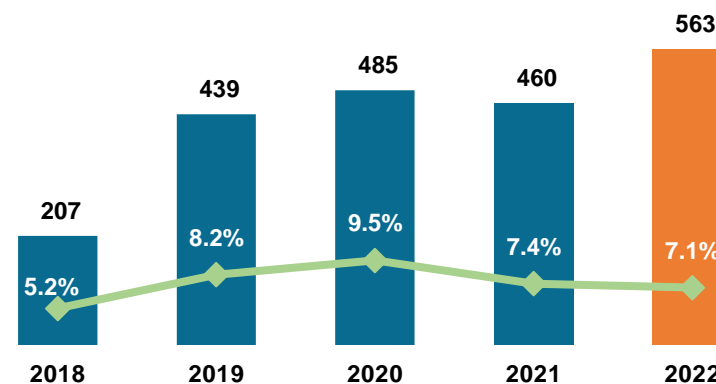


單位：新台幣百萬元

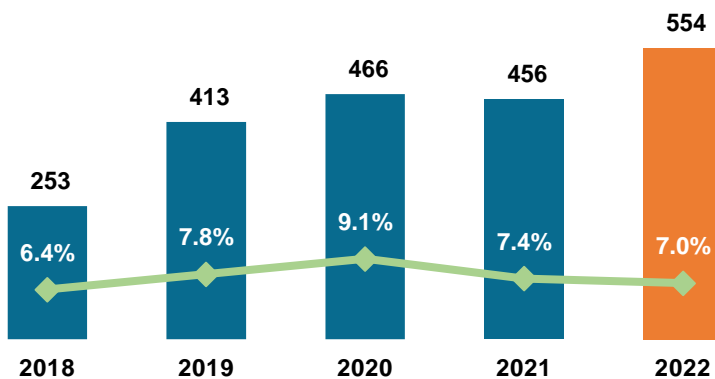
### 營業毛利&毛利率



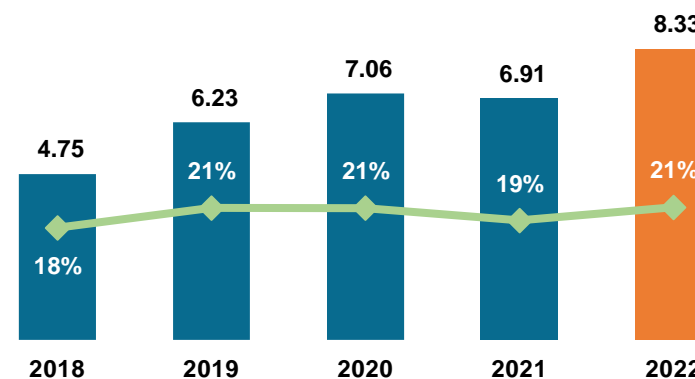
### 營業利益&營益率



### 稅後淨利&淨利率



### EPS(新台幣元) & ROE



# 股利發放



	2018	2019	2020	2021	2022*
現金股利 (NT\$)	1.70	3.20	5.00	4.60	5.00
股票股利 (NT\$)	1.00	-	-	-	-
每股盈餘(NT\$)	5.22	6.23	7.06	6.91	8.33
股利發放率	52%	51%	71%	67%	60%
現金股利發放率	32%	51%	71%	67%	60%

\*2022年股利發放金額待股東會承認通過。

## 營運展望



Q&A







與客戶一起成就美好世界

# 補充資訊

2022年合併財務報表



# 合併綜合損益表(年度)



除每股盈餘外，金額均以新台幣千元為單位

	Y2022		Y2021		Y/Y		
營業收入	\$	7,948,886	100%	\$	6,177,820	100%	28.7%
營業成本		(6,274,972)	(79%)		(4,737,757)	(77%)	32.4%
營業毛利		1,673,914	21%		1,440,063	23%	16.2%
營業費用		(1,111,097)	(14%)		(980,246)	(16%)	13.3%
營業利益		562,817	7%		459,817	7%	22.4%
營業外收入及支出		70,316	1%		55,315	1%	27.1%
稅前淨利		633,133	8%		515,132	8%	22.9%
本期淨利		554,202	7%		455,634	7%	21.6%
每股盈餘(新台幣元)	\$	8.33		\$	6.91		

# 合併綜合損益表(季度)



除每股盈餘外，金額均以新台幣千元為單位

	2022Q4		2022Q3		Q/Q	2021Q4		Y/Y
營業收入	\$ 2,092,088	100%	\$ 2,078,248	100%	0.7%	\$ 1,745,790	100%	19.8%
營業成本	(1,677,465)	(80%)	(1,629,157)	(78%)	3.0%	(1,371,935)	(79%)	22.3%
營業毛利	414,623	20%	449,091	22%	(7.7%)	373,855	21%	10.9%
營業費用	(287,765)	(14%)	(290,749)	(14%)	(1.0%)	(276,846)	(16%)	3.9%
營業利益	126,858	6%	158,342	8%	(19.9%)	97,009	5%	30.8%
營業外收入及支出	50,371	3%	6,256	0%	705%	12,662	1%	(298%)
稅前淨利	177,229	9%	164,598	8%	7.7%	109,671	6%	61.6%
本期淨利	163,650	8%	144,744	7%	13.1%	113,968	7%	43.6%
每股盈餘(新台幣元)	\$ 2.46		\$ 2.17			\$ 1.73		

# 合併資產負債表



除每股淨值外，金額均以新台幣千元為單位

	2022/12/31		2022/9/30		2021/12/31	
<b>資產負債表項目</b>						
現金及約當現金	1,184,815	26%	699,573	16%	877,245	22%
應收票據及帳款淨額(含關係人)	2,424,753	53%	2,654,510	61%	2,131,059	53%
不動產、廠房及設備	782,090	17%	795,993	19%	813,853	20%
其他資產	170,100	4%	170,756	4%	195,310	5%
<b>資產總額</b>	<b>4,561,758</b>	<b>100%</b>	<b>4,320,832</b>	<b>100%</b>	<b>4,017,467</b>	<b>100%</b>
短期借款	166,889	4%	373,336	8%	115,504	3%
應付帳款及其他應付款(含關係人)	1,299,148	29%	1,004,713	24%	1,142,861	29%
長期借款	47,594	1%	50,539	1%	55,543	1%
其他負債	249,747	5%	232,838	5%	245,837	6%
<b>負債總額</b>	<b>1,763,378</b>	<b>39%</b>	<b>1,661,426</b>	<b>38%</b>	<b>1,559,745</b>	<b>39%</b>
<b>股東權益總額</b>	<b>2,798,380</b>	<b>61%</b>	<b>2,659,406</b>	<b>62%</b>	<b>2,457,722</b>	<b>61%</b>
<b>重要財務指標</b>						
每股淨值(新台幣元)	\$	<b>41.97</b>	\$	<b>39.89</b>	\$	<b>37.26</b>
平均收現日數(天)		<b>106</b>		<b>114</b>		<b>108</b>